



MEMBER

NAVIGATION

GUIDE





You are welcome!

This guide will show you
how to navigate the
Learning Platform step by
step.

Click [HERE](#) to take your *Growth
Pathway Assessment*





Table of Content

How to Create Your Account

How to Log in Subsequently

How to Log in as a Returning User

The First Place to Begin on the Learning
Platform

How to view your First Must-Watch
Video

How to listen to your audio resource

How to download your workbooks

How to download your eBooks



How to create your account

STEP ONE: Click the link in the Welcome email sent to you, input your email and the generated password given to you. You will be signed in. Go back to the email sent to you and click "here" to change your password.

into your Student Account.

to [https://learn.](https://learn.immerseinnercircle.com/)

[immerseinnercircle.com/](https://learn.immerseinnercircle.com/)

2. Input your Registered Email Address and this password to sign in.
3. You'd be able to access your Course Dashboard.

PS: You may subsequently change to a new password by clicking [here](#).



STEP THREE: You will be redirected to a page as shown in the picture below, enter your email and click "SUBMIT".

IMMERSE

MENU

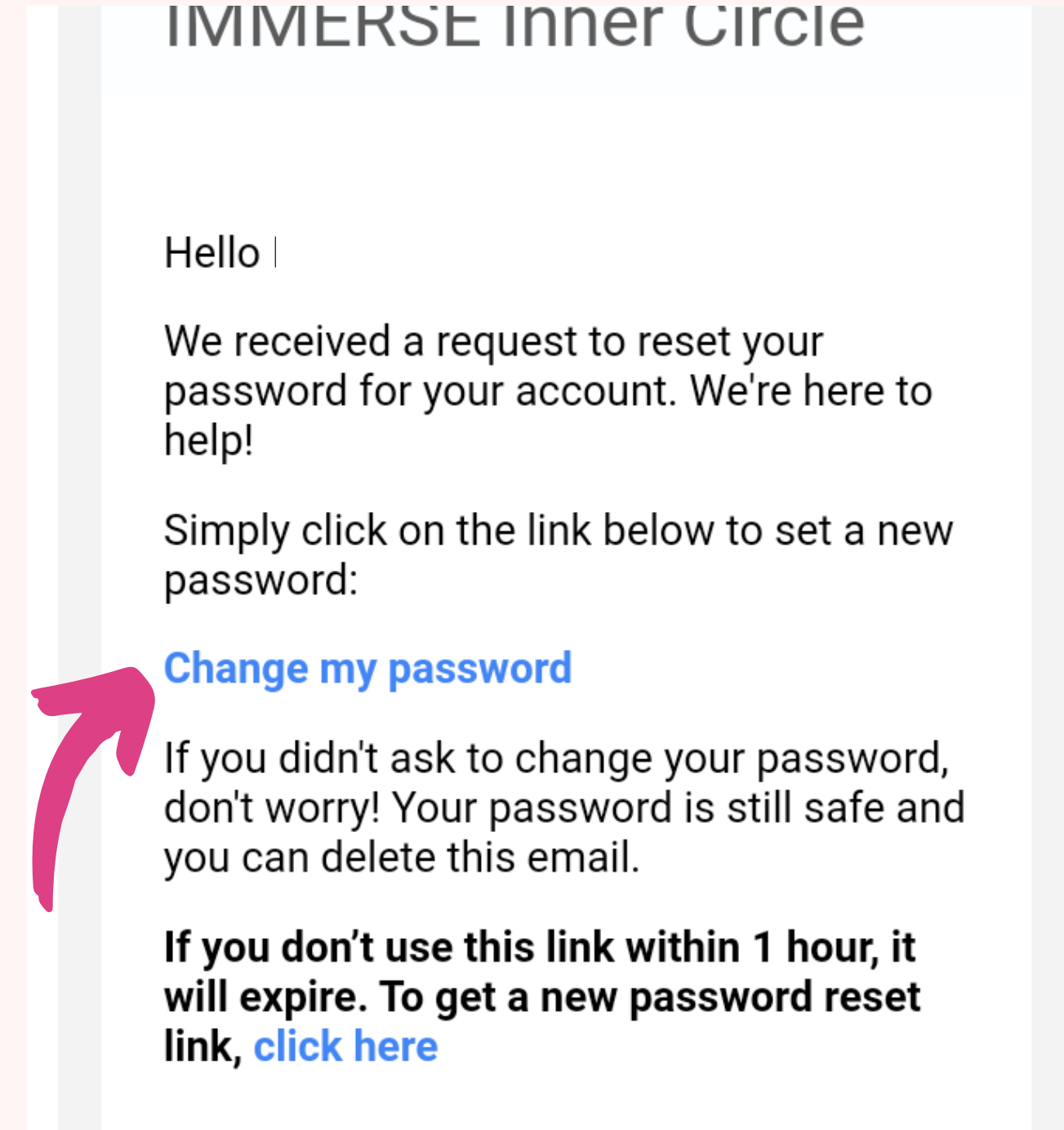
Forgot your Password?

Enter the email you signed up with and we will send you reset instructions.

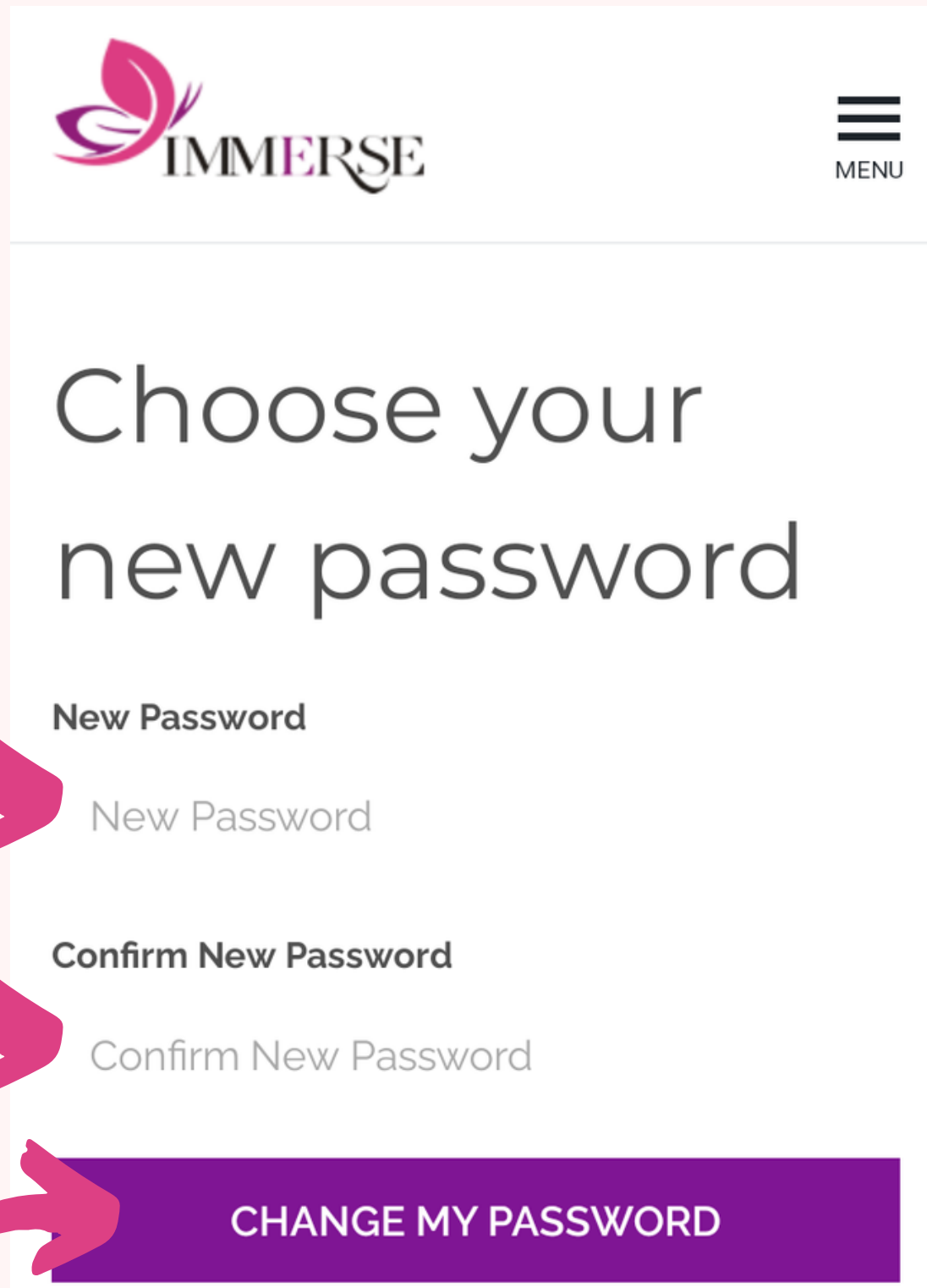
Email

SUBMIT

STEP FOUR: You will receive an email after few minutes. After receiving the email, click on "Change My Password"

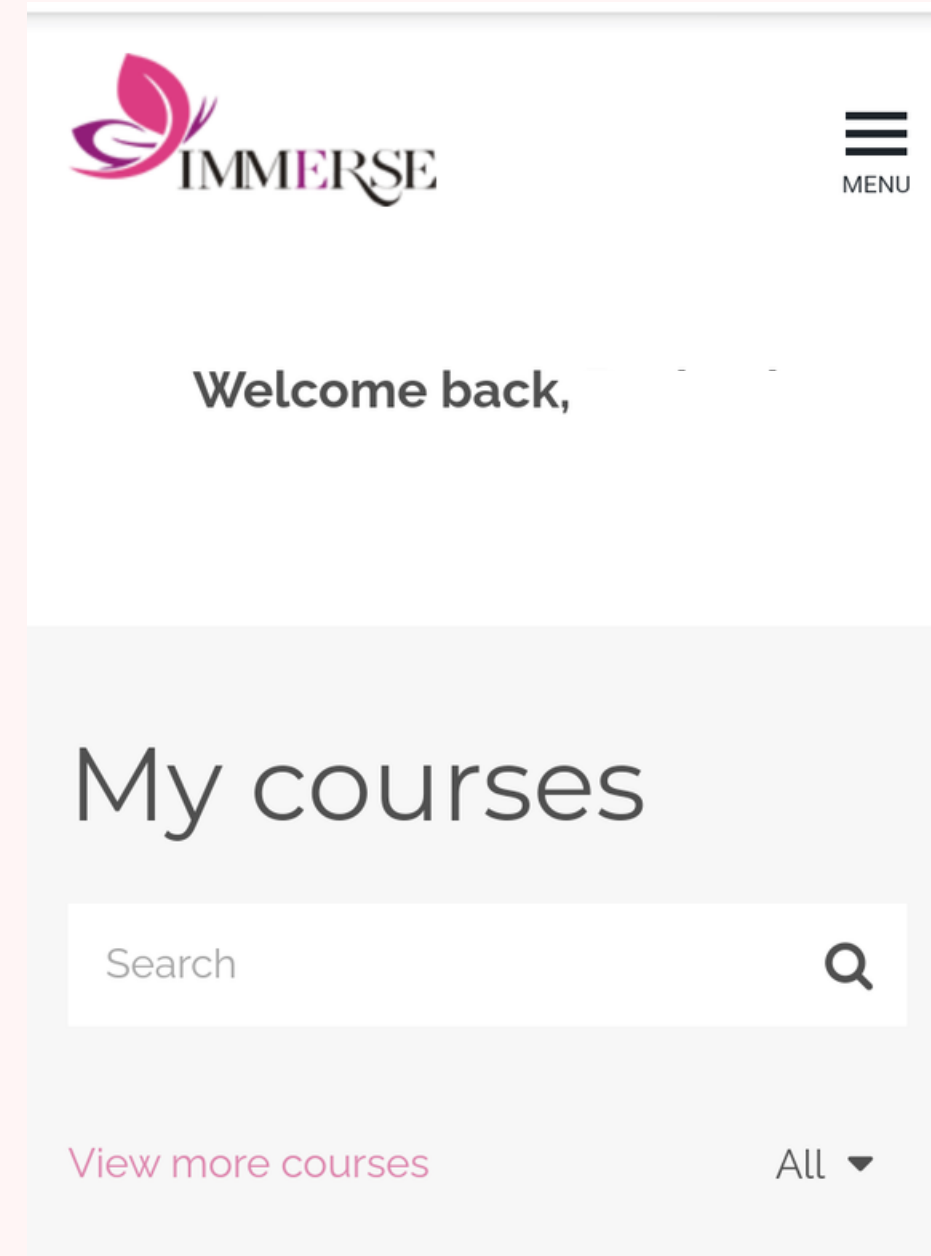


STEP FIVE: Enter your new password and confirm it, click "CHANGE MY PASSWORD". You will be redirected to your dashboard.



The screenshot shows the 'IMMERSE' logo in the top left and a 'MENU' icon in the top right. The main heading is 'Choose your new password'. Below this are two input fields: 'New Password' and 'Confirm New Password', each with a placeholder text of the same name. At the bottom is a purple button labeled 'CHANGE MY PASSWORD'. Three pink arrows point to the 'New Password' field, the 'Confirm New Password' field, and the 'CHANGE MY PASSWORD' button.

STEP SIX: You will be redirected to "My Courses" Dashboard which shows you have successfully created your account.



The screenshot shows the 'IMMERSE' logo and 'MENU' icon at the top. Below the logo is the text 'Welcome back,'. The main heading is 'My courses'. There is a search bar with the placeholder text 'Search' and a magnifying glass icon. At the bottom, there is a link 'View more courses' and a dropdown menu labeled 'All' with a downward arrow. A pink arrow points to the 'My courses' heading.





How to Log in subsequently.

STEP ONE: Go back to the Welcome email sent to you and click on the link as shown below or click "here"


into your Student Account.

to [https://learn.](https://learn.immerseinnercircle.com/)

[immerseinnercircle.com/](https://learn.immerseinnercircle.com/)

2. Input your Registered Email Address and this password - **zlia2s1a** to sign in.
3. You'd be able to access your Course Dashboard.

PS: You may subsequently change to a new password by clicking [here](#).



STEP TWO: Enter your email and password, then click "SIGN IN"

Welcome Back!

Email

Email

Password

Password

Remember me

[Forgot Password?](#)

SIGN IN





How to Log in as a returning user

STEP ONE: On the login page, type in your email and password. Click on "SIGN IN" to access your course dashboard.

Welcome Back!

Email


Email

Password

Password

Remember me [Forgot Password?](#)

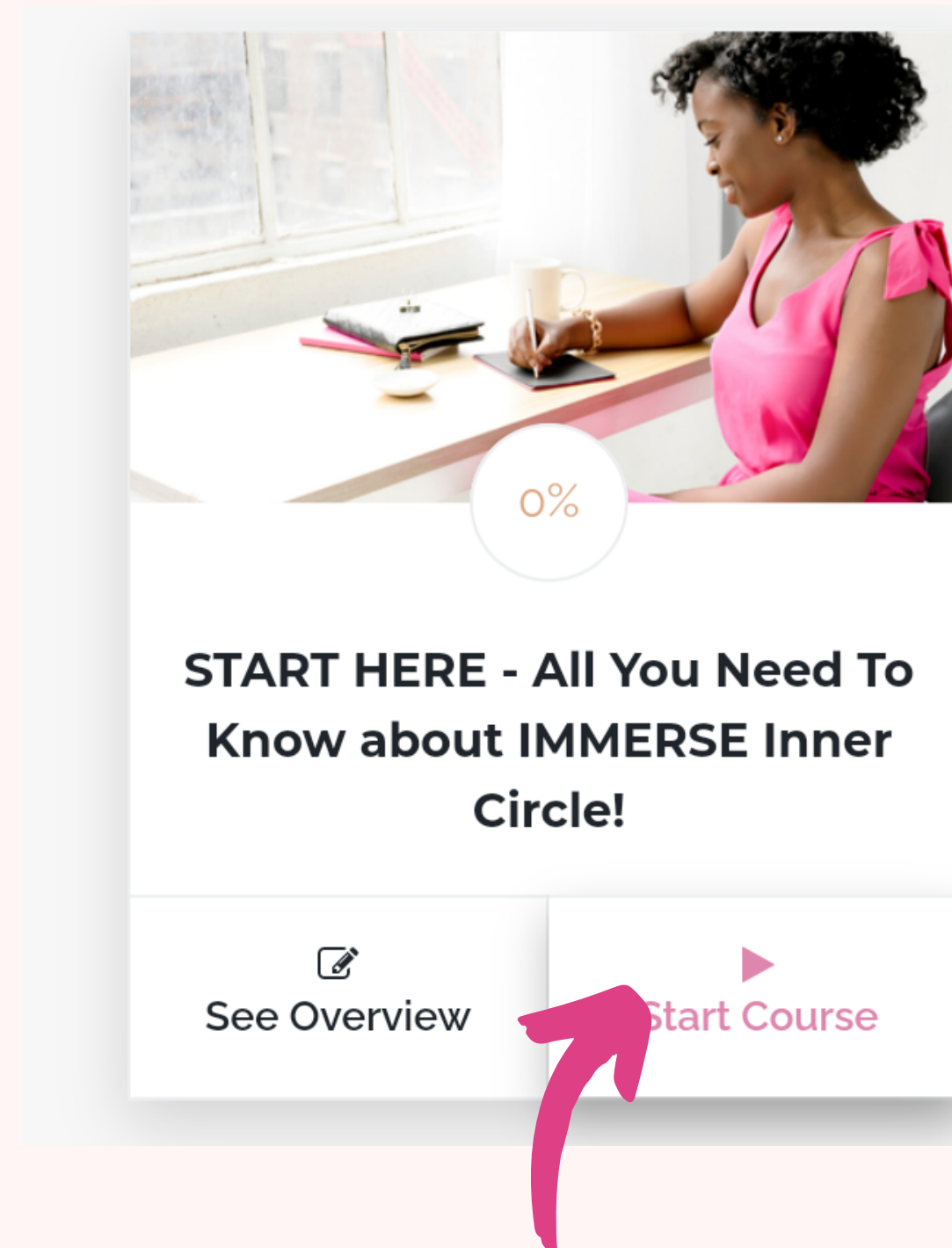
SIGN IN





The First Place to begin on the Learning Platform

**STEP ONE: After logging in, scroll to the course titled "START HERE - All You Need To Know About IMMERSE Inner Circle!"
Click on 'Start Course'**



STEP TWO: You'll be directed to the page with this screenshot. Read through to get started on your user experience. To move to the next page, click on "YOU HAVE TO COMPLETE THIS SECTION TO CONTINUE."

Hey Super Amazing You!!

I want to truly thank you for committing to your own growth, and choosing to be a part of the IMMERSE Inner Circle! It has been an extraordinary journey, and I am most pleased to see the progress you're already making in your life.


My goal as your Coach is simple - **to provide you:**

1. **comfort** (the surprising knowledge that you are actually doing good already, no matter where you are. I'd show you the successes you're taking for granted.)
2. **catalysis** (drive beyond your natural energy levels)
3. **clarity** (extreme illumination that produces better decisions and actions)

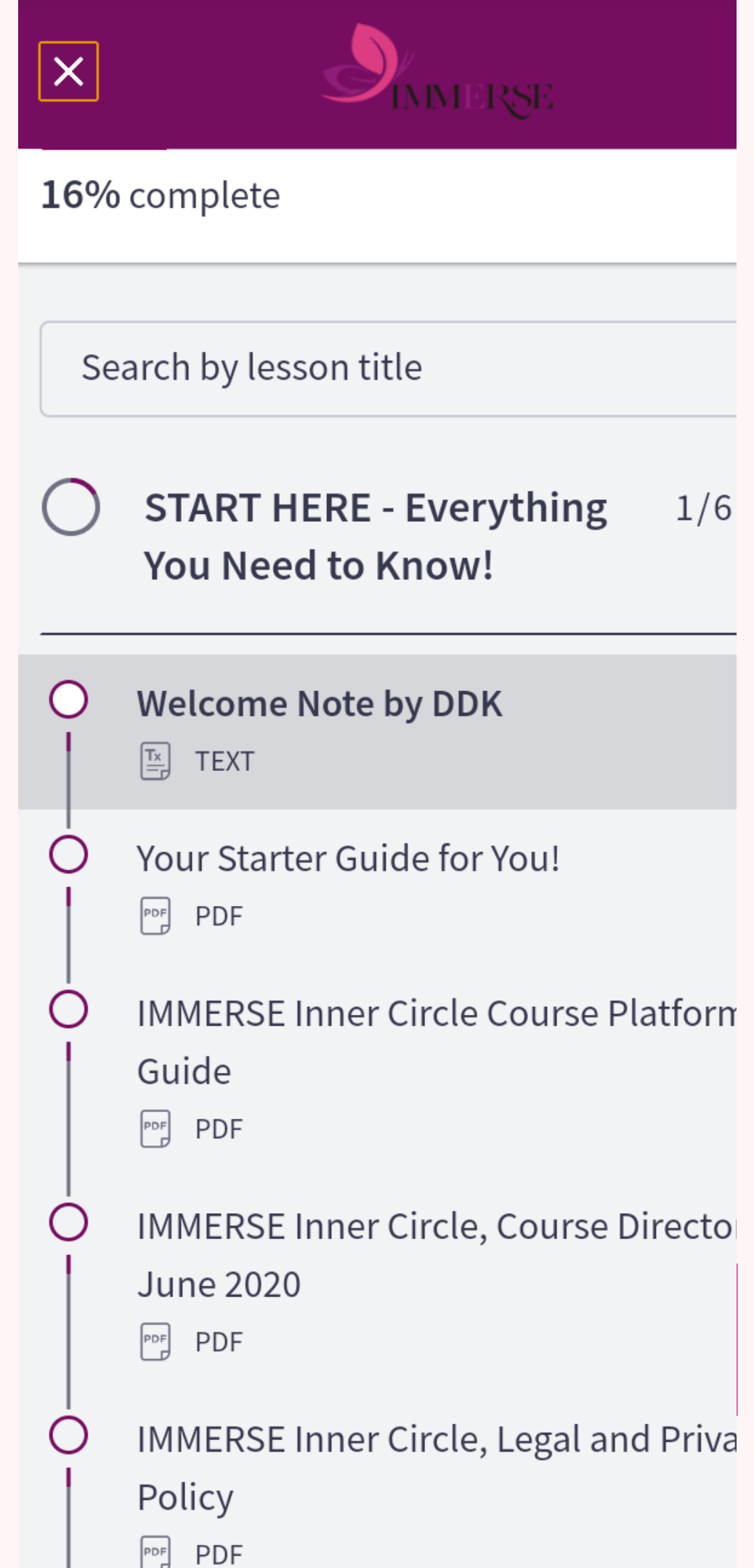
YOU HAVE TO COMPLETE THIS SECTION TO CONTINUE! →



STEP THREE: To see your Course components, Click on the menu bar, your course components will be shown.



The screenshot shows the top navigation bar of the IMMERSE platform. On the left, there is a yellow square icon containing three horizontal lines, representing a menu. A pink arrow points to this icon. To the right of the icon is the IMMERSE logo, which consists of a stylized pink leaf icon and the word "IMMERSE" in a serif font. Below the navigation bar, the main content area displays the heading "Welcome Note by DDK" followed by the text "Hey Super Amazing You!!" and the beginning of a paragraph: "I want to truly thank you for committin... own growth and choosing to be a n...".

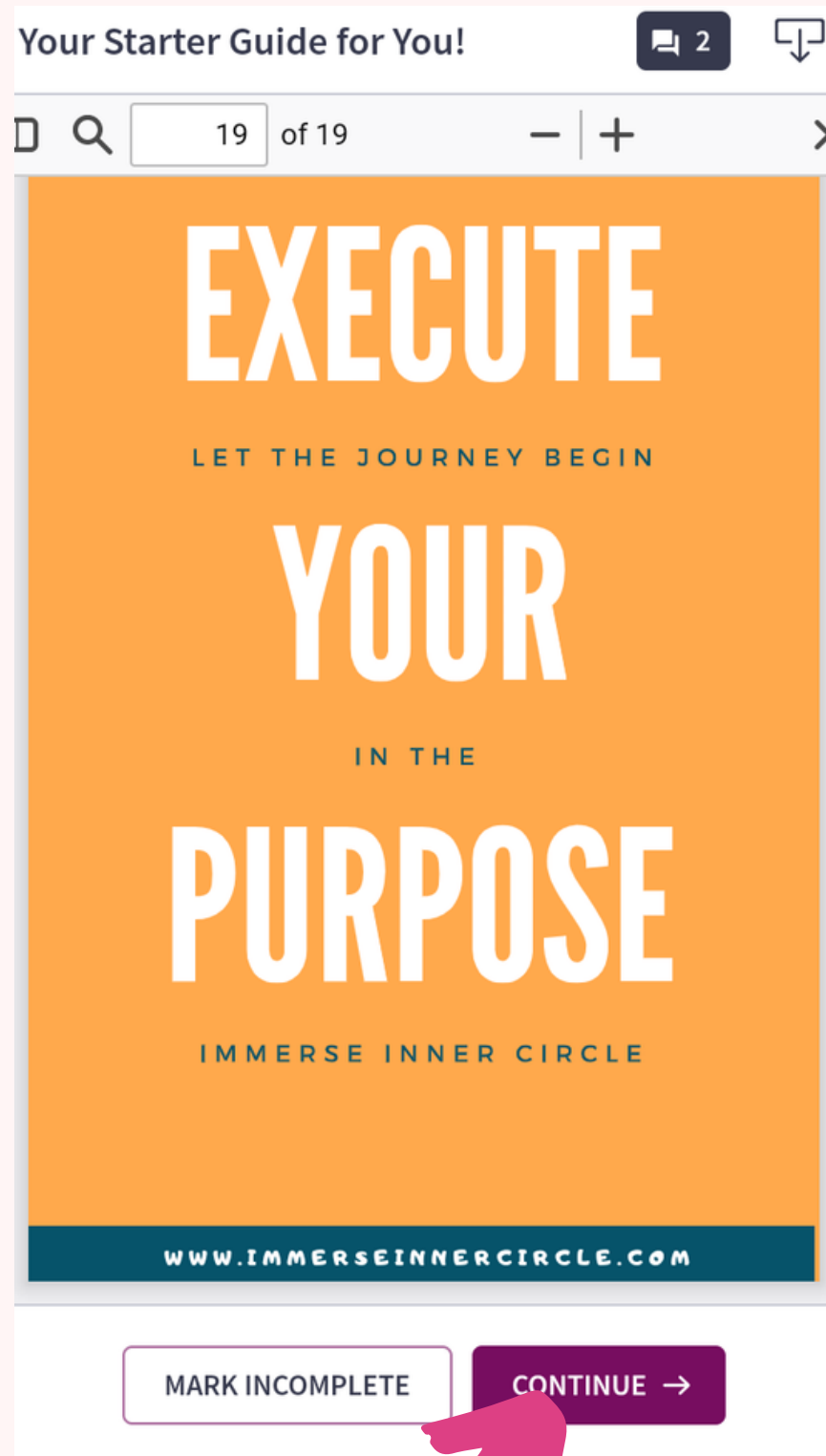


The screenshot shows the course progress and content list. At the top, there is a purple header with a white 'X' icon in a yellow square on the left and the IMMERSE logo on the right. Below the header, it indicates "16% complete". A search bar with the placeholder text "Search by lesson title" is present. The content list includes:

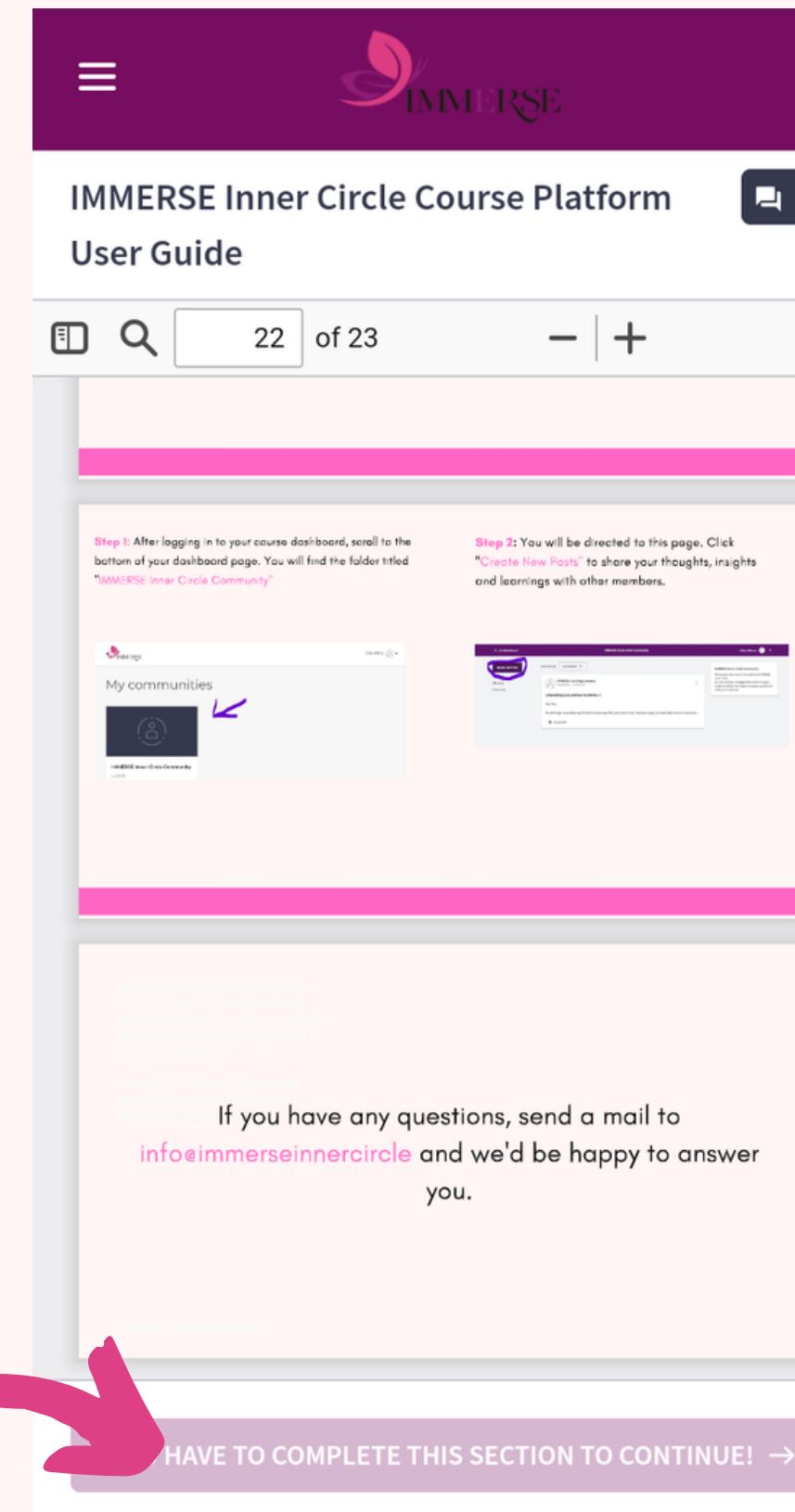
- START HERE - Everything You Need to Know! 1/6
- Welcome Note by DDK
Tx TEXT
- Your Starter Guide for You!
PDF PDF
- IMMERSE Inner Circle Course Platform Guide
PDF PDF
- IMMERSE Inner Circle, Course Director June 2020
PDF PDF
- IMMERSE Inner Circle, Legal and Privacy Policy
PDF PDF

A pink arrow points to the "Welcome Note by DDK" item in the list.

STEP FOUR: The next is "Your Starter Guide for you". Kindly read through the guide and click "CONTINUE"



STEP FIVE: The next step is to read through the Platform User Guide and click on the purple button below



STEP SIX: The next step is to read through the Course Directory and click on the purple button below.

IMMERSE Inner Circle, Course Directory, June 2020

10 of 10

5. Solving Problems with Design Thinking with Seyi Jolayemi
SDJ, as we fondly call her, is a thinker, brand consultant and social entrepreneur. And in this session, breaks down how to use design thinking to solve problems in a practical sense. Use this powerful problem-solving tactic for everyday results.

6. ACCELERATION Intensive Webinar
DDK offers a heartfelt charge that shows you the seven key levers for the Extraordinary Life, helping you create a compass for your personal growth.

7. IGNITION Intensive Webinar
Be ignited by this empowering coaching call where DDK reiterates the power of BEING, and what it takes to overcome self-imposed limitations, forge ahead with courage and understand the power of the human soul!

8. Building a Family Vision with Elizabeth Ajetunmbi
Every family should have a steering vision providing a clear direction for how to navigate the seasons of life. This process involves a lot of conversations, joint planning and buy-in of all family members. You'd find insights to deploy for your home in this session with Elizabeth held at Live Awake Conference 2020.

9. The Money MasterClass with Sola Adesakin
You'd never see money the same way after listening to Sola Adesakin as she shares an easy-to-implement model for building a healthy relationship with money. Learn how to make, manage and multiple financial resources from this MasterClass

10. The Identity MasterClass by Toyin Poju-Oyemade
This MasterClass had us standing all through as Toyin Poju-Oyemade came with goodie bags of wisdom, clarity and healing. If you've ever wondered how to unveil your true identity, find your own voice and move past the societal labels, this is definitely a session you'd love.

10

YOU HAVE TO COMPLETE THIS SECTION TO CONTINUE! →

STEP SEVEN: Then read through the Legal and Privacy Policy Document, then click on the purple button below.

IMMERSE Inner Circle, Legal and Privacy Policy

8 of 8

Termination/Restriction of Access

- a. The Owner reserves the right to, at its sole discretion, terminate your access to this Website and the related Service or any part thereof at any time, for any reason and without notice.
- b. The Owner shall have the right to terminate or suspend/terminate your account for violating the Terms of this Service.
- c. If you register with us, you may terminate this Service at any time by issuing a prior notice to us. Once this is done, you will no longer be bound by the provisions of this Terms.

Assignment

The Owner shall be permitted to assign, transfer its rights and/or obligations under these Terms. However, you shall not be permitted to assign, transfer any rights and/or obligations under these Terms.

Entire Agreement

These Terms, disclaimers any other agreement relating to the use of this Website constitutes the entire agreement and shall supersede any other agreement.

Separate Agreement

You may have other legal agreements with us. Those agreements are separate from these Terms. These Terms are not intended to alter, amend, revise or replace the Terms of the other agreements.

Applicable Laws

These Terms may be governed and construed in accordance with the Laws, regulations or guidelines of the Federal Republic of Nigeria and other treaties, regulations which is applicable in Nigeria.

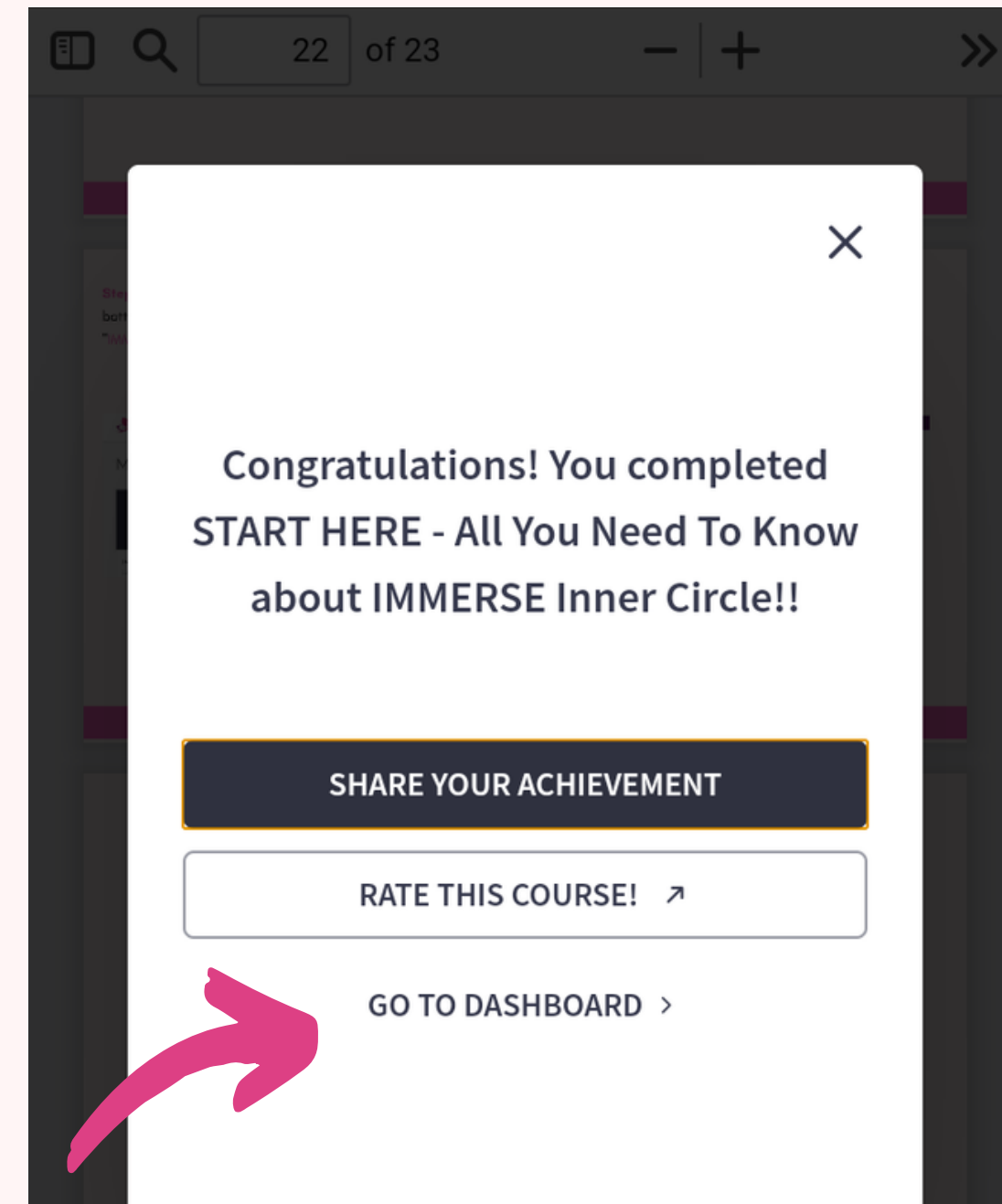
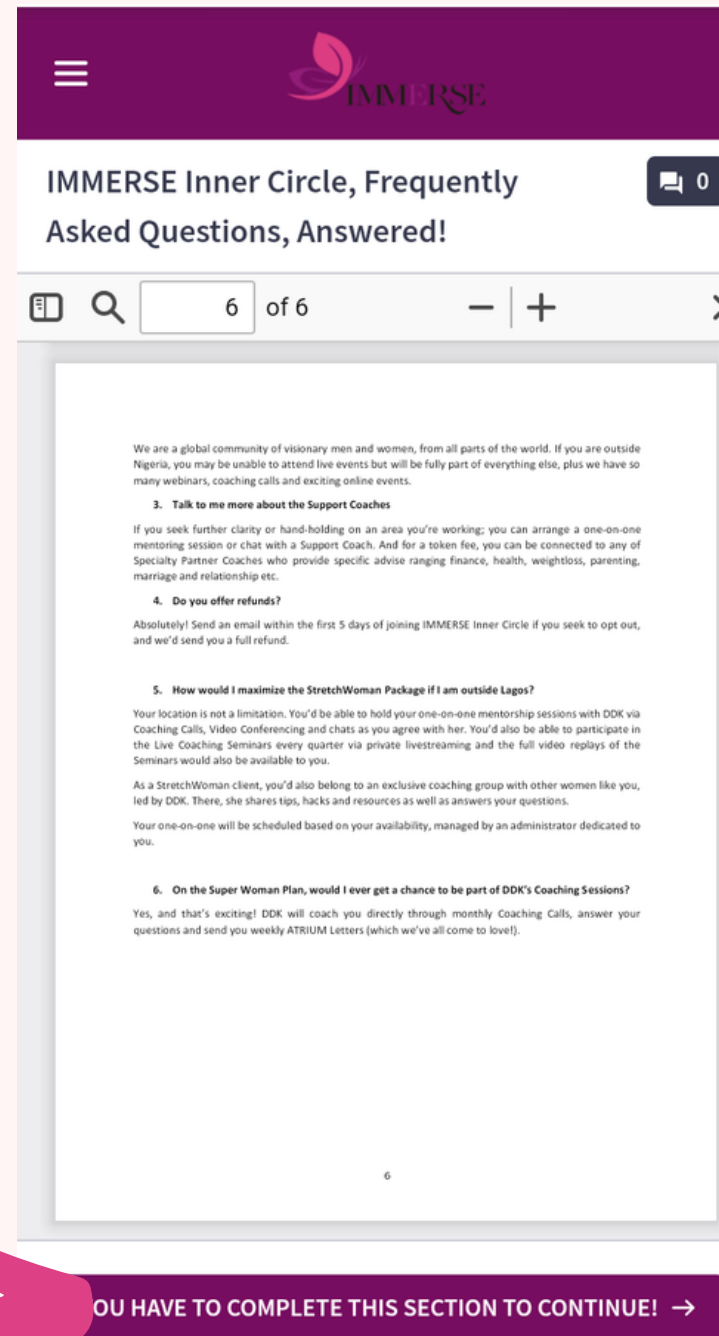
8

YOU HAVE TO COMPLETE THIS SECTION TO CONTINUE! →



STEP EIGHT: Read through our Frequently Asked Questions (FAQ), then click on the purple button below.

STEP NINE: At the end of the Course, you'll see a POP UP on your screen: Click on "GO TO DASHBOARD", which would take you back to your Course Dashboard.





How to view your First Must-Watch Video

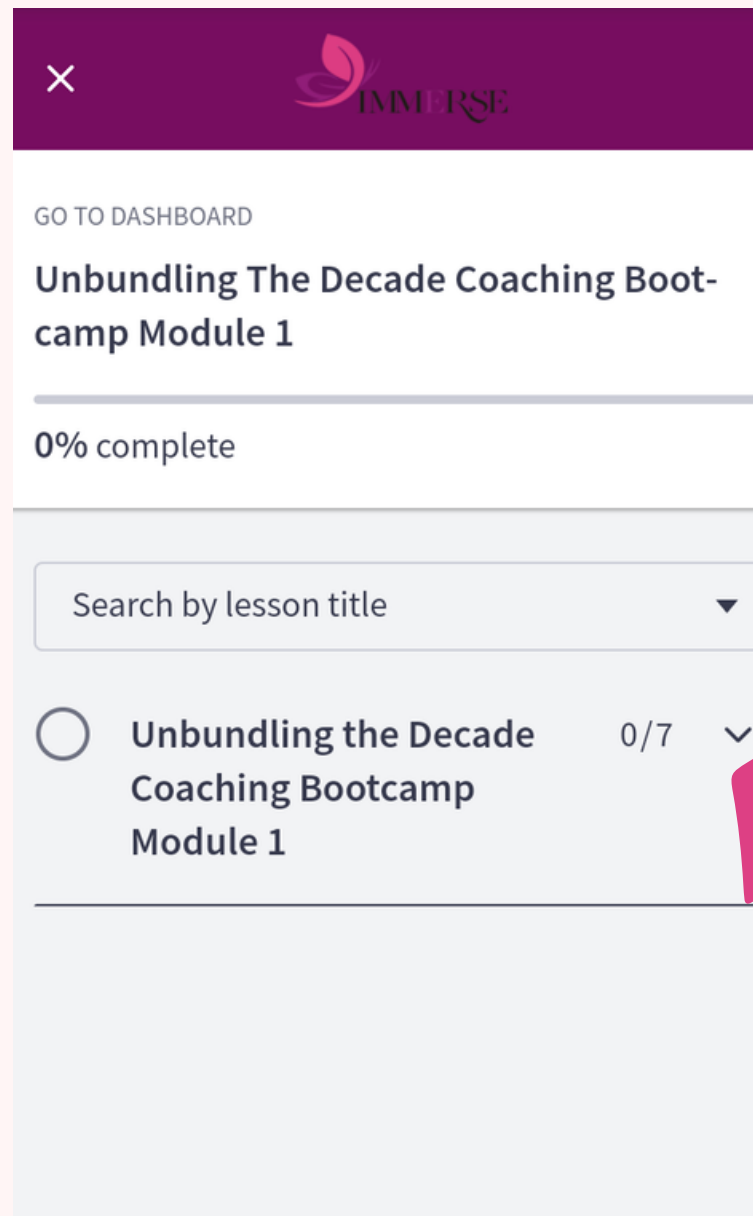
STEP ONE: On your Course Dashboard, scroll to the course titled "Unbundling the Decade Coaching Bootcamp, Module One. Click on "Start Course" to take the course.

A screenshot of a user interface titled "My courses". At the top is a search bar with the word "Search" and a magnifying glass icon. Below the search bar are two links: "View more courses" in pink and "All" with a dropdown arrow. The main content area features a course card for "Unbundling The Decade Coaching Bootcamp" by Yemi Kings. The card has a dark background with a woman's portrait and the text "UNBUNDLING THE DECADE Coaching Bootcamp YEMI KINGS". A white circle with "0%" is overlaid on the bottom right of the image. Below the image, the course title "Unbundling The Decade Coaching Bootcamp Module 1" is displayed. At the bottom of the card are two buttons: "See Overview" with a pencil icon and "Start Course" with a play button icon. A large pink arrow points from the "Start Course" button towards the right.



STEP TWO: You will be redirected to this page, click on the drop-down arrow to view the Course Content/outline.

STEP THREE: This is what you will find.



×

IMMERSE

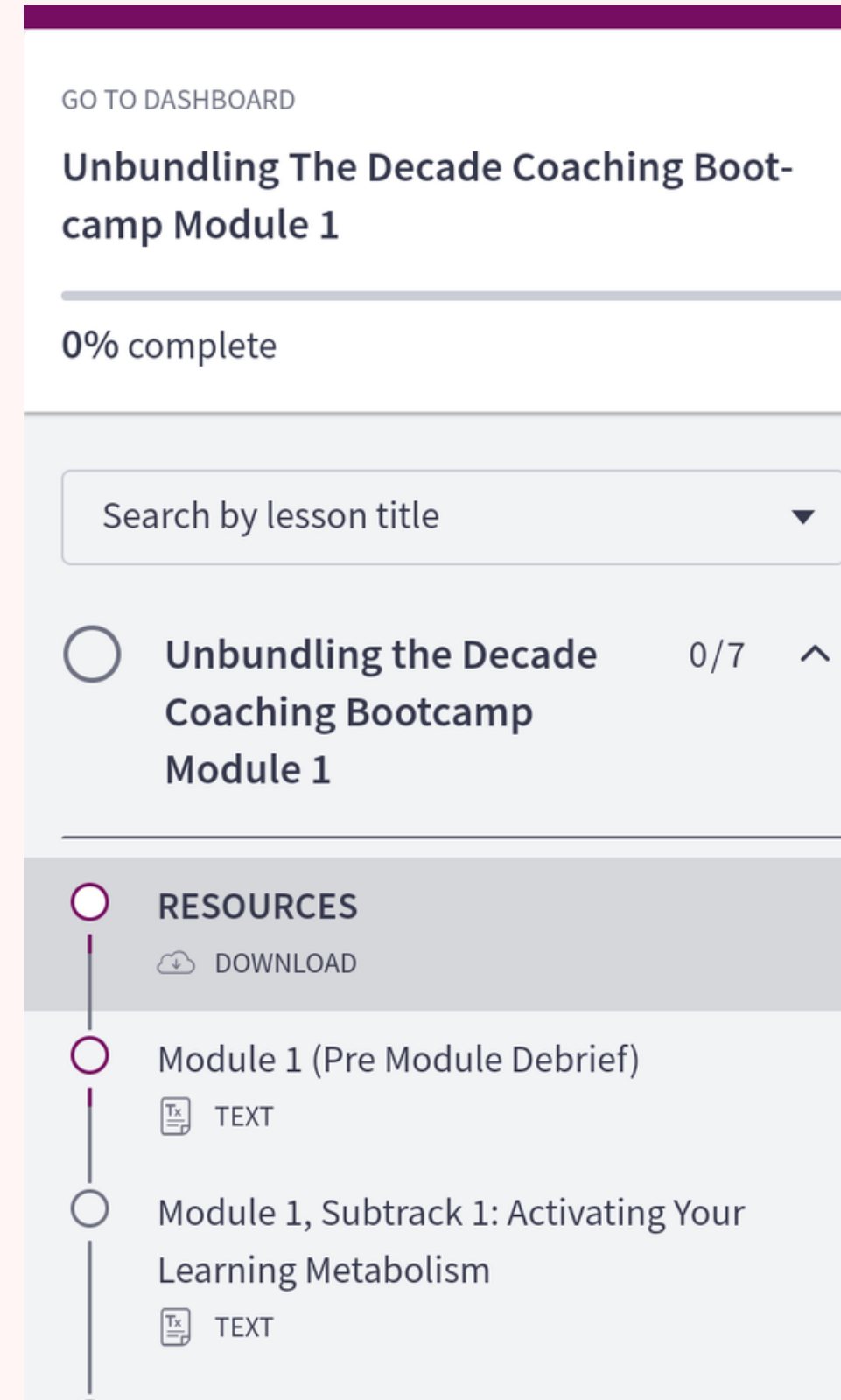
GO TO DASHBOARD

Unbundling The Decade Coaching Bootcamp Module 1

0% complete

Search by lesson title ▾

Unbundling the Decade Coaching Bootcamp Module 1 0/7 ▾



GO TO DASHBOARD

Unbundling The Decade Coaching Bootcamp Module 1

0% complete

Search by lesson title ▾

Unbundling the Decade Coaching Bootcamp Module 1 0/7 ^

RESOURCES

DOWNLOAD

Module 1 (Pre Module Debrief)

TEXT

Module 1, Subtrack 1: Activating Your Learning Metabolism

TEXT



STEP FOUR: You will be redirected to this page, click on the drop-down arrow to view the Course Content/outline.

GO TO DASHBOARD

Unbundling The Decade Coaching Boot-camp Module 1

0% complete

Search by lesson title

- Unbundling the Decade Coaching Bootcamp Module 1 0/7

STEP FIVE: This is what you will find. To start watching the video, first, click on RESOURCES to download your resources before moving on to Module 1 (Pre-Module Debrief).

GO TO DASHBOARD

Unbundling The Decade Coaching Boot-camp Module 1

0% complete

Search by lesson title

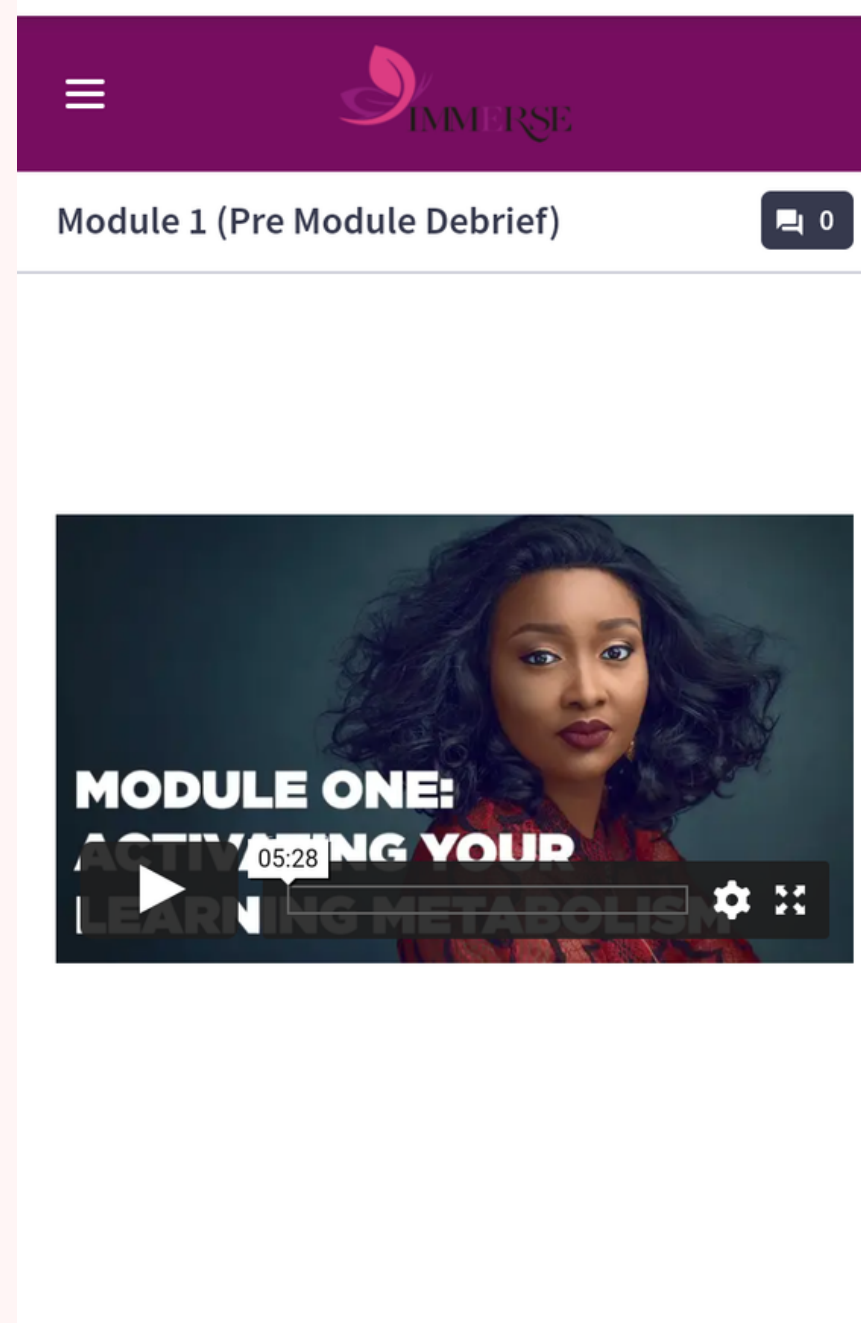
- Unbundling the Decade Coaching Bootcamp Module 1 0/7

RESOURCES

- DOWNLOAD
- Module 1 (Pre Module Debrief) TEXT
- Module 1, Subtrack 1: Activating Your Learning Metabolism TEXT



STEP SIX: After clicking on Module 1 (Pre-Module Debrief) here's what you'll find. Click the Play Icon to watch the video.



NOTE: Our Courses have Prerequisites, which means that you can't proceed to watch the next video until you finish the one before.

- Module 2 - Grit and the PROCESS MINDSET 1/1 ^
- Module 2 - Grit and the PROCESS MINDSET
TEXT · PREREQUISITE
- Module 3 - Understanding Personal Transformation 0/1 v
- Module 4 - Personal Transformation Pathways 0/1 v



Prerequisite(s) have not yet been completed!

To move forward, please complete all prerequisites in Module 3 - Understanding Personal Transformation

OK, GOT IT





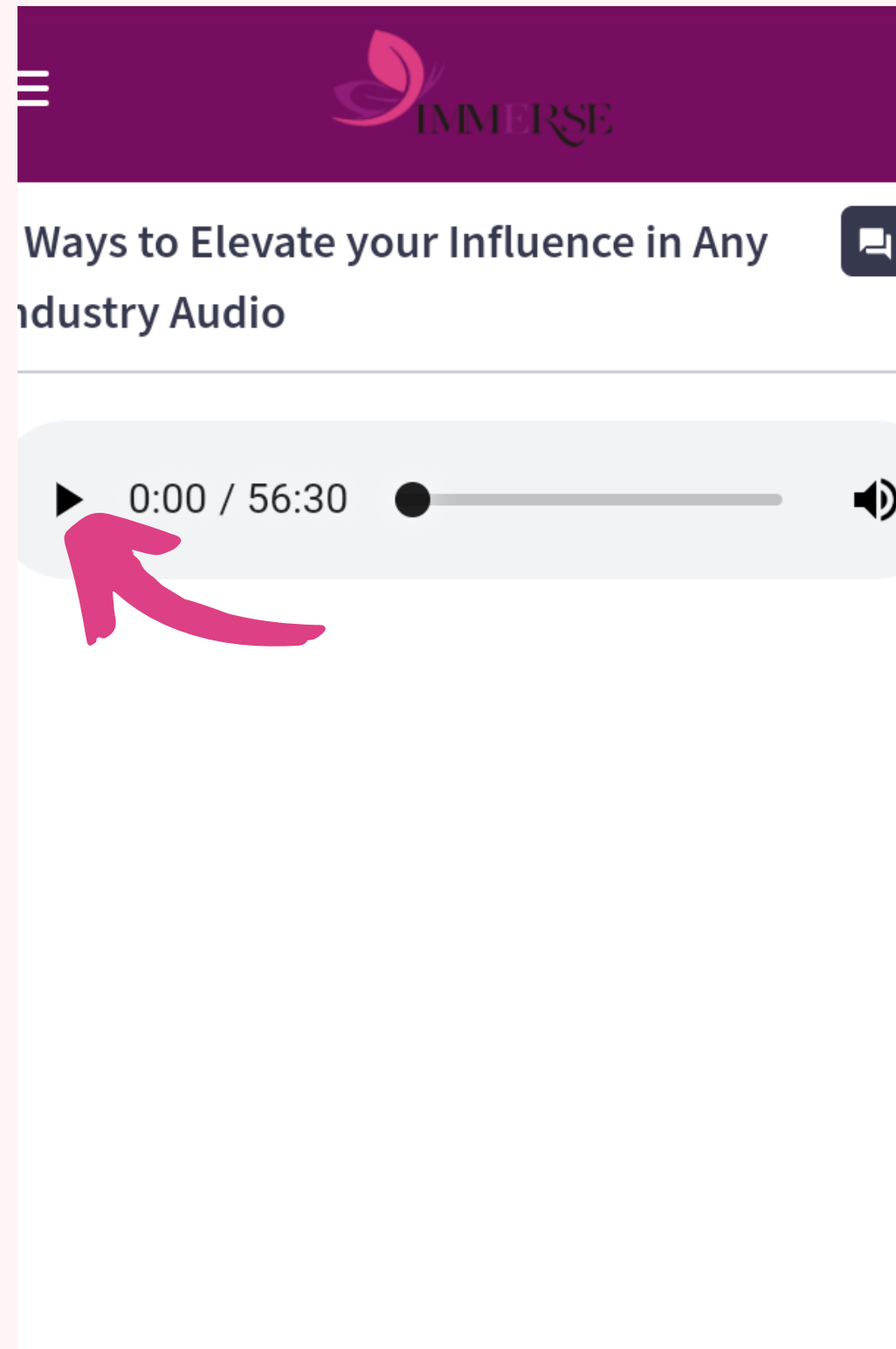
How to listen to your audio resource

STEP ONE: Click on the icon the arrow is pointing to in the picture below

A screenshot of a digital content menu. At the top, there is a header with a pink circle icon, the text "5 Ways to Elevate your Influence in Any Industry", and "1/4" with an upward arrow. Below this is a vertical list of four items, each with a pink circle icon on the left and a "TEXT" label with a document icon. The second item, "5 Ways to Elevate your Influence in Any Industry Video", is highlighted with a grey background. A large pink arrow points from the left towards the third item, "5 Ways to Elevate your Influence in Any Industry Audio", which has an "AUDIO" label with a speaker icon. The fourth item is "5 Ways to Elevate your Influence in Any Industry Worksheet" with a "DOWNLOAD" label and a cloud icon.



STEP TWO: You will be directed to the picture below, click on the icon the arrow is pointing to.



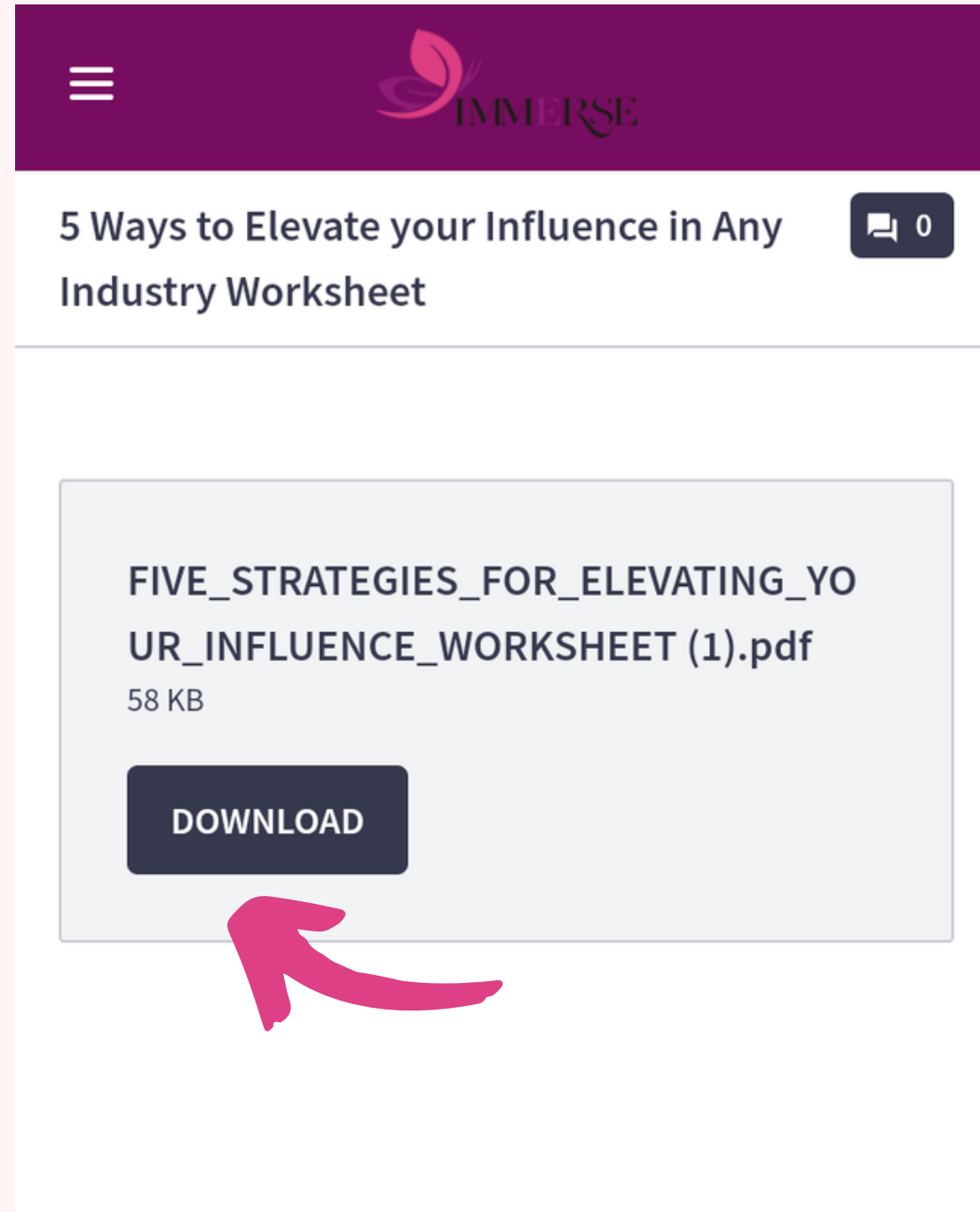


STEP ONE: Click on the icon the arrow is pointing to as shown in the picture below.

How to download your workbooks

A screenshot of a mobile application interface. At the top, there is a purple header with a white 'X' icon and the "IMMERSE" logo. Below the header, a list of content items is displayed. The first item is "5 Ways to Elevate your Influence in Any Industry" with a "1/4" indicator and an upward arrow. The second item is "5 Ways to Elevate your Influence in Any Industry Video" with a "TEXT" icon. The third item is "5 Ways to Elevate your Influence in Any Industry Audio" with an "AUDIO" icon. The fourth item is "5 Ways to Elevate your Influence in Any Industry Worksheet" with a "DOWNLOAD" icon. A pink arrow points to the download icon next to the worksheet item. To the right of the screenshot, there is a square button with a play icon.

STEP TWO: Click on download.



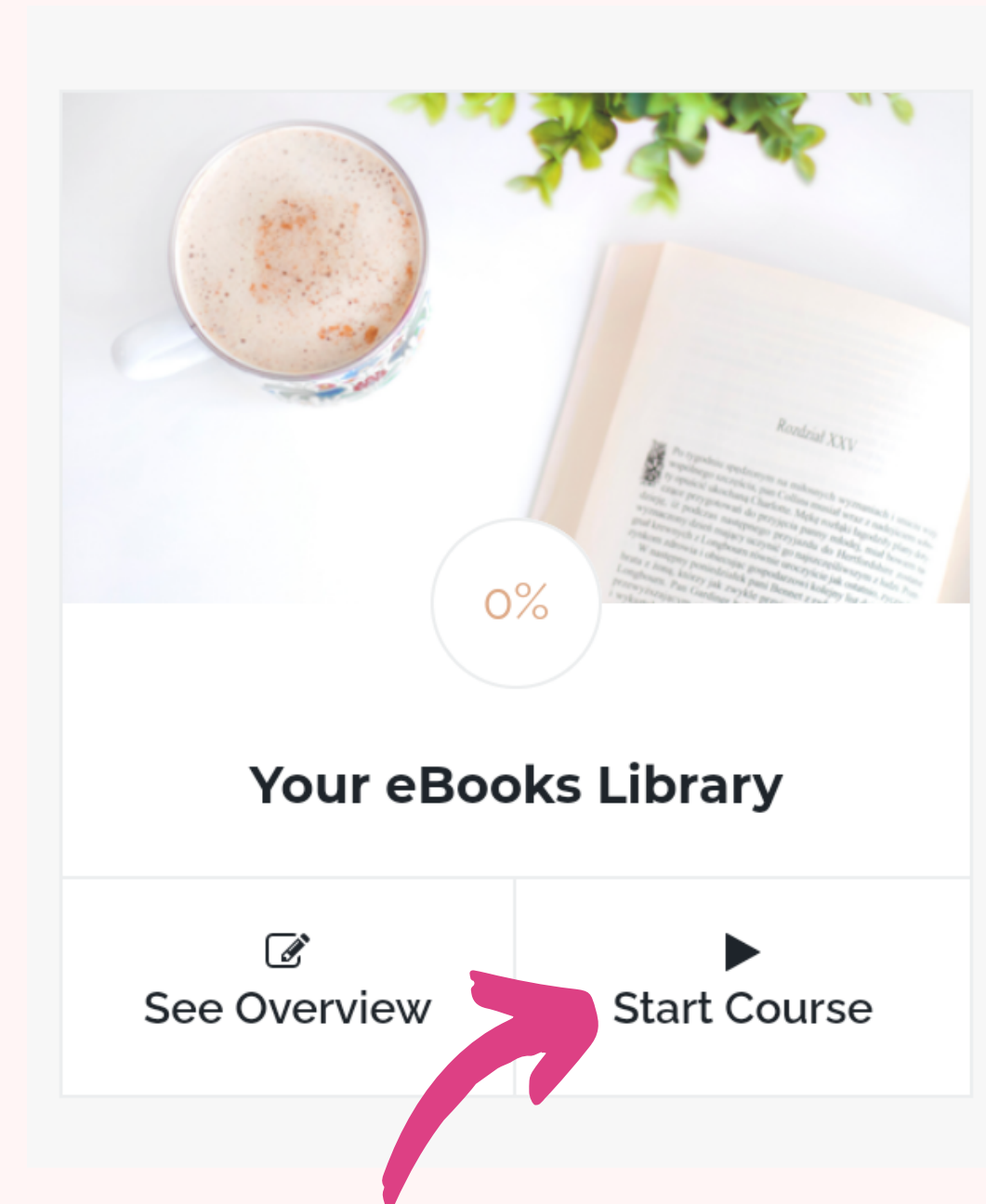
The screenshot shows a mobile application interface. At the top, there is a dark purple header with a white hamburger menu icon on the left and the word "IMMERSE" in white capital letters on the right. Below the header, the main content area has a white background. It features a title "5 Ways to Elevate your Influence in Any Industry Worksheet" in dark grey text, followed by a dark grey speech bubble icon containing the number "0". Below this is a light grey rectangular box containing the filename "FIVE_STRATEGIES_FOR_ELEVATING_YOUR_INFLUENCE_WORKSHEET (1).pdf" in dark grey text, with "58 KB" in smaller text underneath. At the bottom of this box is a dark grey button with the word "DOWNLOAD" in white capital letters. A large, hand-drawn pink arrow points from the bottom center towards the "DOWNLOAD" button.





STEP ONE: Click on the "Start Course" button on the "Your eBooks Library" folder as seen in the photo below.

How to download eBooks



STEP TWO: Choose the Pathway Library you belong to. E.g CLEANSE PATHWAY. Then click on the icon the arrow is pointing to. E.g CLEANSE PATHWAY

STEP THREE: All you have to do is to click on the "download" button to download any book you want.

GO TO DASHBOARD

Your eBooks Library

0% complete

Search by lesson title

CLEANSE PATHWAY 0/1 ^

Books on Emotional Healing, Resilience and Mindset Detox DOWNLOAD

CLARIFY PATHWAY 0/1 v

Books on Goal Setting, Visioning and Life Design 1

Make Today Count_ The Secret of - John Maxwell.epub
143 KB
DOWNLOAD

Commanding Your Morning - Cindy Trim m.epub
170 KB
DOWNLOAD





We wish you a Life- transforming Experience!

*Click [HERE](#) to take your Growth
Pathway Assessment*



Talk to Us

Email Address

info@immerseinnercircle.com

Phone

09033232054

For further inquiries

